



D.O.L. Magnetic Starters & Switch-Disconnectors

Model	Description	Rated	STD. REF.	Qty/Ctn
Plastic Casing Series as per Trailing Socket:				
PS160	D.C.L. Starter with Push Button	10-16A 220-240V 50HzMax. 1.5kW	20	
PS180	D.C.L. Starter with Push Button	12-18A 220-240V 50HzMax. 2.2kW	20	
N316	D.C.L. Starter with 20A DP Switch & Push Button	10-16A 220-240V 50HzMax. 1.5kW	20	
N318	D.C.L. Starter with 20A DP Switch & Push Button	12-18A 220-240V 50HzMax. 2.2kW	20	
N1816	D.C.L. Starter with 20A DP Switch, Push Button & 15A Socket	10-16A 220-240V 50HzMax. 1.5kW	20	
N1818	D.C.L. Starter with 20A DP Switch, Push Button & 15A Socket	12-18A 220-240V 50HzMax. 2.2kW	20	
Metal Casing Series:				
MS248	D.C.L. Starter with Push Button	4-8A 220-240V 50HzMax. 1.0kW	20	
MS268	D.C.L. Starter with Push Button	10-16A 220-240V 50HzMax. 1.5kW	20	
MS288	D.C.L. Starter with Push Button	12-18A 220-240V 50HzMax. 2.2kW	20	
MS404	D.C.L. Starter with Push Button	2.4-3.6A 400-440V 50HzMax. 1.1kW	20	
MS406	D.C.L. Starter with Push Button	4-8A 400-440V 50HzMax. 3.0kW	20	
MS412	D.C.L. Starter with Push Button	7-11A 400-440V 50HzMax. 3.7kW	20	
MS416	D.C.L. Starter with Push Button	10-16A 400-440V 50HzMax. 5.0kW	20	
Switch-Disconnectors (IP66)				
ISW20-2	2 POLE	20A 250V a.c. IEC 60947-3 : 2001	20	
ISW32-2	2 POLE	32A 250V a.c. IEC 60947-3 : 2001	20	
ISW40-2	2 POLE	40A 250V a.c. IEC 60947-3 : 2001	20	
ISW63-2	2 POLE	63A 250V a.c. IEC 60947-3 : 2001	20	
ISW20-3	3 POLE	20A 440V a.c. IEC 60947-3 : 2001	20	
ISW32-3	3 POLE	32A 440V a.c. IEC 60947-3 : 2001	20	
ISW40-3	3 POLE	40A 440V a.c. IEC 60947-3 : 2001	20	
ISW20-4	4 POLE	20A 440V a.c. IEC 60947-3 : 2001	20	
ISW32-4	4 POLE	32A 440V a.c. IEC 60947-3 : 2001	20	
ISW40-4	4 POLE	40A 440V a.c. IEC 60947-3 : 2001	20	
ISW63-4	4 POLE	63A 440V a.c. IEC 60947-3 : 2001	20	



Switch Fuse, Moulded Boxes, Plug Keys, Cable Clips & Emergency Lights


Model	Description	Rated	STD. REF.	Qty/Ctn
FCU30	DP Switch Fuse, Iselink not included	30A 240V ac	BS 5419/MS 590	50
BB116	1 Gang 86x86x16mm Pattress Box with E-Terminal		BS 4662	300
BB181	1 Gang 86x86x25mm Pattress Box with E-Terminal		BS 4662	200
BB282	2 Gang 86x146x25mm Pattress Box with E-Terminal		BS 4662	120
118	Safety Plug Key			1000
218	2 Pin Plug Key			1000
EL120	1x20W Emergency Light			6
EL210	2x10W Emergency Light			6
LT210	2x10W Emergency Lantern			6



BAKELITE SERIES - Quality & Reliable


Flush Single Pole & Double Pole Switches

Model	Description	Rated	STD. REF.	Qty/Ctn
211-B	1 Gang Bell Push	10A 240V ac	IEC 60669/MS 616	200
211-1	1 Gang 1 Way SP Flush Switch	10A 240V ac	IEC 60669/MS 616	200
211-2	1 Gang 2 Way SP Flush Switch	10A 240V ac	IEC 60669/MS 616	200
221-1	2 Gang 1 Way SP Flush Switch	10A 240V ac	IEC 60669/MS 616	200
221-2	2 Gang 2 Way SP Flush Switch	10A 240V ac	IEC 60669/MS 616	200
231-1	3 Gang 1 Way SP Flush Switch	10A 240V ac	IEC 60669/MS 616	200
231-2	3 Gang 2 Way SP Flush Switch	10A 240V ac	IEC 60669/MS 616	200
241-1	4 Gang 1 Way SP Flush Switch	10A 240V ac	IEC 60669/MS 616	200
241-2	4 Gang 2 Way SP Flush Switch	10A 240V ac	IEC 60669/MS 616	200
201-Bell	1 Gang Bell Push	10A 240V ac	IEC 60669/MS 616	200
201-1W	1 Gang 1 Way SP Flush Switch	10A 240V ac	IEC 60669/MS 616	200
201-2W	1 Gang 2 Way SP Flush Switch	10A 240V ac	IEC 60669/MS 616	200
202-1W	2 Gang 1 Way SP Flush Switch	10A 240V ac	IEC 60669/MS 616	200
202-2W	2 Gang 2 Way SP Flush Switch	10A 240V ac	IEC 60669/MS 616	200
203-1W	3 Gang 1 Way SP Flush Switch	10A 240V ac	IEC 60669/MS 616	200
203-2W	3 Gang 2 Way SP Flush Switch	10A 240V ac	IEC 60669/MS 616	200
204-1W	4 Gang 1 Way SP Flush Switch	10A 240V ac	IEC 60669/MS 616	200
204-2W	4 Gang 2 Way SP Flush Switch	10A 240V ac	IEC 60669/MS 616	200
2888	1 Gang Intermediate Switch	10A 240V ac	IEC 60669/MS 616	200
WH220	1 Gang DP Switch	20A 240V ac	IEC 60669/MS 616	200
WH220N	1 Gang DP Switch c/w Neon	20A 240V ac	IEC 60669/MS 616	200
DP2130	1 Gang DP Switch	86x86mm 30A 240V ac	IEC 60669/MS 616	200
DP2145	1 Gang DP Switch	86x86mm 45A 240V ac	IEC 60669/MS 616	200
DP2145N	1 Gang DP Switch c/w Neon	86x86mm 45A 240V ac	IEC 60669/MS 616	200
DP2245	1 Gang DP Switch	86x146mm 45A 240V ac	IEC 60669/MS 616	100
DP2245N	1 Gang DP Switch c/w Neon	86x146mm 45A 240V ac	IEC 60669/MS 616	100
4513	Cooker Unit c/w DP S/S/O	86x146mm 45A 240V ac	BS 4177	100
4513N	Cooker Unit c/w Neon	86x146mm 45A 240V ac	BS 4177	100



Flush Dimmers, Communication Outlets & Connection Units


Model	Description	Rated	STD. REF.	Qty/Ctn
TS301	1 Gang 6P 4C Telephone Socket (American Type)			200
TS302	1 Gang 8P 6C Telephone Socket (British Type)			200
TS311	2 Gang 6P 4C Telephone Socket (American Type)			200
TV861	1 Gang TV Coaxial Socket Outlet			200
TV/FM882	2 Gang TV/FM Coaxial Socket Outlet			200
TV863	1 Gang F-Type Satellite Socket Outlet			200
D400/DS401	1 Gang 1 Way Flush Dimmer	400W 240V ac	BS 5518/BS 800	100
D600/DS601	1 Gang 1 Way Flush Dimmer	630W 240V ac	BS 5518/BS 800	100
DS1001	1 Gang 1 Way Flush Dimmer	1000W 240V ac	BS 5518/BS 800	100
SU13A	1 Gang Unswitched Fused Connection Unit	13A 240V ac	BS 1363/MS 589	200
SU13A-N	1 Gang Unswitched Fused Connection Unit c/w Neon	13A 240V ac	BS 1363/MS 589	200
CU13A	1 Gang DP Switched Fused Connection Unit	13A 240V ac	BS 1363/MS 589	200
CU13A-N	1 Gang DP Switched Fused Connection Unit c/w Neon	13A 240V ac	BS 1363/MS 589	200
LS331	1 Gang Lan Computer Cat5e Socket (RJ45)			200
LS332	2 Gang Lan Computer Cat5e Socket (RJ45)			200





Flush Switched & Unswitched Socket Outlets

Model	Description	Rated	STD. REF.	Qty/Ctn
1002B	1 Gang Unswitched Socket Outlet	2A 240V ac	BS 546	200
1005B	1 Gang Unswitched Socket Outlet	5A 240V ac	BS 546	200
1205A	1 Gang SP Switched Socket Outlet	5A 240V ac	BS 546	200
1205A-N	1 Gang SP Switched Socket Outlet c/w Neon	5A 240V ac	BS 546	200
2913A	1 Gang SP Switched Socket Outlet-PC	13A 240V ac	BS1363/MS 589	200
1013B	1 Gang Unswitched Socket Outlet	13A 240V ac	BS1363/MS 589	200
1213A	1 Gang SP Switched Socket Outlet	13A 240V ac	BS1363/MS 589	200
1213A-N	1 Gang SP Switched Socket Outlet c/w Neon	13A 240V ac	BS1363/MS 589	200
L113	1 Gang SP Mini Switched Socket Outlet	13A 240V ac	BS1363/MS 589	200
L113N	1 Gang SP Mini Switched Socket Outlet c/w Neon	13A 240V ac	BS1363/MS 589	200
2013B	2 Gang Unswitched Socket Outlet	13A 240V ac	BS1363/MS 589	100
2213A	2 Gang SP Switched Socket Outlet	13A 240V ac	BS1363/MS 589	100
2213A-N	2 Gang SP Switched Socket Outlet c/w Neon	13A 240V ac	BS1363/MS 589	100
1015B	1 Gang Unswitched Socket Outlet	15A 240V ac	BS 546	200
1215A	1 Gang SP Switched Socket Outlet	15A 240V ac	BS 546	200
1215A-N	1 Gang SP Switched Socket Outlet c/w Neon	15A 240V ac	BS 546	200
1216A	1 Gang 2P+E Unswitched Socket Outlet	10/16A 240V ac	IEC83:1975	200
US1010E	1 Gang Shuttered 2Pin Socket with E-Terminal	10/16A 240V ac	IEC60884	160
US1210E	1 Gang Shuttered 2Pin Socket with 1 Way Switch & E-Terminal	10/16A 240V ac	IEC60884	160
US2010E	2 Gang Shuttered 2Pin Socket with E-Terminal	10/16A 240V ac	IEC60884	160
US3010E	3 Gang Shuttered 2Pin Socket with E-Terminal	10/16A 240V ac	IEC60884	160



Surface Mounted Metal-Clad Switches & Socket Outlets

Model	Description	Rated	STD. REF.	Qty/Ctn
211M-1W	1 Gang 1 Way SP Metal-Clad Switch	10A 240V ac	IEC60669/MS 616	50
211M-2W	1 Gang 2 Way SP Metal-Clad Switch	10A 240V ac	IEC60669/MS 616	50
221M-1W	2 Gang 1 Way SP Metal-Clad Switch	10A 240V ac	IEC60669/MS 616	50
221M-2W	2 Gang 2 Way SP Metal-Clad Switch	10A 240V ac	IEC60669/MS 616	50
231M-1W	3 Gang 1 Way SP Metal-Clad Switch	10A 240V ac	IEC60669/MS 616	50
231M-2W	3 Gang 2 Way SP Metal-Clad Switch	10A 240V ac	IEC60669/MS 616	50
241M-1W	4 Gang 1 Way SP Metal-Clad Switch	10A 240V ac	IEC60669/MS 616	50
241M-2W	4 Gang 2 Way SP Metal-Clad Switch	10A 240V ac	IEC60669/MS 616	50
1213M	1 Gang SP Metal-Clad Switched Socket Outlet	13A 240V ac	BS 1363/MS 589	50
1213M-N	1 Gang SP Metal-Clad Switched Socket Outlet with Neon	13A 240V ac	BS 1363/MS 589	50
2213M	2 Gang SP Metal-Clad Switched Socket Outlet	13A 240V ac	BS 1363/MS 589	30
2213M-N	2 Gang SP Metal-Clad Switched Socket Outlet with Neon	13A 240V ac	BS 1363/MS 589	30
1215M	1 Gang SP Metal-Clad Switched Socket Outlet	15A 240V ac	BS 1363/MS 589	50
1215M-N	1 Gang SP Metal-Clad Switched Socket Outlet with Neon	15A 240V ac	BS 1363/MS 589	50




Plugs & Adaptor

Model	Description	Rated	STD. REF.	Qty/Ctn
PT130	Non-Resilient Fused Plug	13A 240V ac	BS 1363/MS 589	400
PT130N	Non-Resilient Fused Plug c/w Neon	13A 240V ac	BS 1363/MS 589	400
PT130R-S	Resilient Fused Plug	13A 240V ac	BS 1363A/MS 589A	400
PT130R-N	Resilient Fused Plug c/w Neon	13A 240V ac	BS 1363A/MS 589A	400
PT130R-N(T)	Resilient Fused Plug c/w Neon, Transparent	13A 240V ac	BS1363A/MS 589A	400
PT105R	Resilient Unfused Plug	5A 240V ac	BS 546/A	400
PT150R (R2)	Resilient Unfused Plug	15A 240V ac	BS 546/A	240
MA313	3-Multi Way Adaptor c/w Neon	13A 240V ac	BS 1363	200

Trailing Sockets

Model	Description	Rated	STD. REF.	Qty/Ctn
C/w 1.25mm² Flex. Cord & 13A Plug Top:				
TS2313	2 Gang SP Switched Trailing Socket	13A 240V ac	BS 1363/A,MS589/A	20
TS2213-N	2 Gang SP Switched Trailing Socket c/w Neon	13A 240V ac	BS 1363/A,MS589/A	20
TS3313	3 Gang SP Switched Trailing Socket	13A 240V ac	BS 1363/A,MS589/A	20
TS3313-N	3 Gang SP Switched Trailing Socket c/w Neon	13A 240V ac	BS 1363/A,MS589/A	20
TS4313	4 Gang SP Switched Trailing Socket	13A 240V ac	BS 1363/A,MS589/A	20
TS4313-N	4 Gang SP Switched Trailing Socket c/w Neon	13A 240V ac	BS 1363/A,MS589/A	20
TS5513	5 Gang SP Switched Trailing Socket	13A 240V ac	BS 1363/A,MS589/A	20
TS3313-N	5 Gang SP Switched Trailing Socket c/w Neon	13A 240V ac	BS 1363/A,MS589/A	20
C/w 3 Gang 2 Pin Socket, x 1.25mm² Flex. Cord & 13A Plug Top:				
TS3313-2P	3 Gang SP Switched Trailing Socket	13A 240V ac	BS 1363/A,MS589/A	20
TS3313-N-2P	3 Gang SP Switched Trailing Socket c/w Neon	13A 240V ac	BS 1363/A,MS589/A	20
W/o Flex. Cord or Plug Top:				
TS2313B	2 Gang SP Switched Trailing Socket	13A 240V ac	BS 1363/A,MS589/A	40
TS2313B-N	2 Gang SP Switched Trailing Socket c/w Neon	13A 240V ac	BS 1363/A,MS589/A	40
TS3313B	3 Gang SP Switched Trailing Socket	13A 240V ac	BS 1363/A,MS589/A	40
TS3313B-N	3 Gang SP Switched Trailing Socket c/w Neon	13A 240V ac	BS 1363/A,MS589/A	40
TS4313B	4 Gang SP Switched Trailing Socket	13A 240V ac	BS 1363/A,MS589/A	40
TS4313B-N	4 Gang SP Switched Trailing Socket c/w Neon	13A 240V ac	BS 1363/A,MS589/A	40
TS5313B	5 Gang SP Switched Trailing Socket	13A 240V ac	BS 1363/A,MS589/A	40
TS5313B-N	5 Gang SP Switched Trailing Socket c/w Neon	13A 240V ac	BS 1363/A,MS589/A	40
C/w 3 Gang 2 Pin Socket, W/o Flex. Cord or Plug Top:				
TS3313B-2P	3 Gang SP Switched Trailing Socket	13A 240V ac	BS 1363/A,MS589/A	40
TS3313B-N-2P	3 Gang SP Switched Trailing Socket c/w Neon	13A 240V ac	BS 1363/A,MS589/A	40
Surge Protected Trailing Socket - C/w 1.25mm² Flex. Cord & 13A Plug Top:				
TS4313-TV	4 Gang SP Switched Trailing Socket	13A 240V ac	BS 1363/A,MS589/A	20
TS4313-N-TV	4 Gang SP Switched Trailing Socket c/w Neon	13A 240V ac	BS 1363/A,MS589/A	20
TS4313-TEL	4 Gang SP Switched Trailing Socket	13A 240V ac	BS 1363/A,MS589/A	20
TS4313-N-TEL	4 Gang SP Switched Trailing Socket c/w Neon	13A 240V ac	BS 1363/A,MS589/A	20
Surge Protected Trailing Socket - W/o Flex. Cord or Plug Top:				
TS4313B-TV	4 Gang SP Switched Trailing Socket	13A 240V ac	BS 1363/A,MS589/A	40
TS4313B-N-TV	4 Gang SP Switched Trailing Socket c/w Neon	13A 240V ac	BS 1363/A,MS589/A	40
TS4313B-TEL	4 Gang SP Switched Trailing Socket	13A 240V ac	BS 1363/A,MS589/A	40
TS4313B-N-TEL	4 Gang SP Switched Trailing Socket c/w Neon	13A 240V ac	BS 1363/A,MS589/A	40





D.O.L. Magnetic Starters & Switch-Disconnectors

Model	Description	Rated	STD. REF.	Qty/Ctn
-------	-------------	-------	-----------	---------

Plastic Casing Series as per Trailing Socket:

PS160	D.C.L. Starter with Push Button	10-16A	220-240V 50HzMax. 1.5KW	20
PS180	D.C.L. Starter with Push Button	12-18A	220-240V 50HzMax. 2.2KW	20
N316	D.C.L. Starter with 20A DP Switch & Push Button	10-16A	220-240V 50HzMax. 1.5KW	20
N318	D.C.L. Starter with 20A DP Switch & Push Button	12-18A	220-240V 50HzMax. 2.2KW	20
N1816	D.C.L. Starter with 20A DP Switch, Push Button & 15A Socket	10-16A	220-240V 50HzMax. 1.5KW	20
N1818	D.C.L. Starter with 20A DP Switch, Push Button & 15A Socket	12-18A	220-240V 50HzMax. 2.2KW	20

Metal Casing Series:

MS248	D.C.L. Starter with Push Button	4-8A	220-240V 50HzMax. 1.0KW	20
MS268	D.C.L. Starter with Push Button	10-16A	220-240V 50HzMax. 1.5KW	20
MS288	D.C.L. Starter with Push Button	12-18A	220-240V 50HzMax. 2.2KW	20
MS404	D.C.L. Starter with Push Button	2.4-3.6A	400-440V 50HzMax. 1.1KW	20
MS408	D.C.L. Starter with Push Button	4-8A	400-440V 50HzMax. 3.0KW	20
MS412	D.C.L. Starter with Push Button	7-11A	400-440V 50HzMax. 3.7KW	20
MS416	D.C.L. Starter with Push Button	10-16A	400-440V 50HzMax. 5.0KW	20

Switch-Disconnectors (IP66)

ISW20-2	2 POLE	20A	250V a.c. IEC 60947-3 : 2001	20
ISW32-2	2 POLE	32A	250V a.c. IEC 60947-3 : 2001	20
ISW40-2	2 POLE	40A	250V a.c. IEC 60947-3 : 2001	20
ISW63-2	2 POLE	63A	250V a.c. IEC 60947-3 : 2001	20
ISW20-3	3 POLE	20A	440V a.c. IEC 60947-3 : 2001	20
ISW32-3	3 POLE	32A	440V a.c. IEC 60947-3 : 2001	20
ISW40-3	3 POLE	40A	440V a.c. IEC 60947-3 : 2001	20
ISW20-4	4 POLE	20A	440V a.c. IEC 60947-3 : 2001	20
ISW32-4	4 POLE	32A	440V a.c. IEC 60947-3 : 2001	20
ISW40-4	4 POLE	40A	440V a.c. IEC 60947-3 : 2001	20
ISW63-4	4 POLE	63A	440V a.c. IEC 60947-3 : 2001	20



Switch Fuse, Moulded Boxes, Plug Keys, Cable Clips & Emergency Lights

Model	Description	Rated	STD. REF.	Qty/Ctn
-------	-------------	-------	-----------	---------

FCU30	DP Switch Fuse, fuseset not included	30A 240V ac	BS 5418/MS 590	50
BB116	1 Gang 86x86x16mm Pattress Box with E-Terminal		BS 4662	300
BB181	1 Gang 86x86x25mm Pattress Box with E-Terminal		BS 4662	200
BB282	2 Gang 86x146x25mm Pattress Box with E-Terminal		BS 4662	120
118	Safety Plug Key			1000
218	2 Pin Plug Key			1000
EL120	1x20W Emergency Light			6
EL210	2x10W Emergency Light			6
LT210	2x10W Emergency Lantern			6


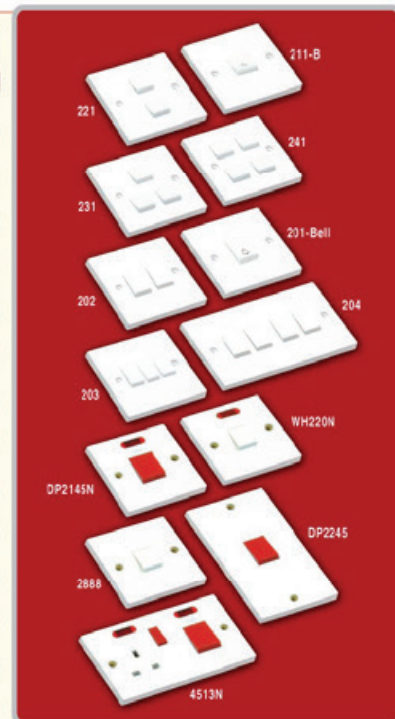


BAKELITE SERIES - Quality & Reliable

Flush Single Pole & Double Pole Switches

Model	Description	Rated	STD. REF.	Qty/Ctn
-------	-------------	-------	-----------	---------

211-B	1 Gang Bell Push	10A 240V ac	IEC 60669/MS 616	200	
211-1	1 Gang 1 Way SP Flush Switch	10A 240V ac	IEC 60669/MS 616	200	
211-2	1 Gang 2 Way SP Flush Switch	10A 240V ac	IEC 60669/MS 616	200	
221-1	2 Gang 1 Way SP Flush Switch	10A 240V ac	IEC 60669/MS 616	200	
221-2	2 Gang 2 Way SP Flush Switch	10A 240V ac	IEC 60669/MS 616	200	
231-1	3 Gang 1 Way SP Flush Switch	10A 240V ac	IEC 60669/MS 616	200	
231-2	3 Gang 2 Way SP Flush Switch	10A 240V ac	IEC 60669/MS 616	200	
241-1	4 Gang 1 Way SP Flush Switch	10A 240V ac	IEC 60669/MS 616	200	
241-2	4 Gang 2 Way SP Flush Switch	10A 240V ac	IEC 60669/MS 616	200	
201-Bell	1 Gang Bell Push	10A 240V ac	IEC 60669/MS 616	200	
201-1W	1 Gang 1 Way SP Flush Switch	10A 240V ac	IEC 60669/MS 616	200	
201-2W	1 Gang 2 Way SP Flush Switch	10A 240V ac	IEC 60669/MS 616	200	
202-1W	2 Gang 1 Way SP Flush Switch	10A 240V ac	IEC 60669/MS 616	200	
202-2W	2 Gang 2 Way SP Flush Switch	10A 240V ac	IEC 60669/MS 616	200	
203-1W	3 Gang 1 Way SP Flush Switch	10A 240V ac	IEC 60669/MS 616	200	
203-2W	3 Gang 2 Way SP Flush Switch	10A 240V ac	IEC 60669/MS 616	200	
204-1W	4 Gang 1 Way SP Flush Switch	10A 240V ac	IEC 60669/MS 616	200	
204-2W	4 Gang 2 Way SP Flush Switch	10A 240V ac	IEC 60669/MS 616	200	
2888	1 Gang Intermediate Switch	10A 240V ac	IEC 60669/MS 616	200	
WH220	1 Gang DP Switch	20A 240V ac	IEC 60669/MS 616	200	
WH220N	1 Gang DP Switch c/w Neon	20A 240V ac	IEC 60669/MS 616	200	
DP2130	1 Gang DP Switch	85x86mm	30A 240V ac	IEC 60669/MS 616	200
DP2145	1 Gang DP Switch	85x86mm	45A 240V ac	IEC 60669/MS 616	200
DP2145N	1 Gang DP Switch c/w Neon	85x86mm	45A 240V ac	IEC 60669/MS 616	200
DP2245	1 Gang DP Switch	85x146mm	45A 240V ac	IEC 60669/MS 616	100
DP2245N	1 Gang DP Switch c/w Neon	85x146mm	45A 240V ac	IEC 60669/MS 616	100
4513	Cooker Unit c/w DP S/S/O	85x146mm	45A 240V ac	BS 4177	100
4513N	Cooker Unit c/w Neon	85x146mm	45A 240V ac	BS 4177	100



Flush Dimmers, Communication Outlets & Connection Units

Model	Description	Rated	STD. REF.	Qty/Ctn
-------	-------------	-------	-----------	---------

TS301	1 Gang 6P 4C Telephone Socket (American Type)			200
TS302	1 Gang 6P 6C Telephone Socket (British Type)			200
TS311	2 Gang 6P 4C Telephone Socket (American Type)			200
TV881	1 Gang TV Coaxial Socket Outlet			200
TV/FM882	2 Gang TV/FM Coaxial Socket Outlet			200
TV883	1 Gang F-Type Satellite Socket Outlet			200
D400/DS401	1 Gang 1 Way Flush Dimmer	400W 240V ac	BS 5518/BS 800	100
D600/DS601	1 Gang 1 Way Flush Dimmer	630W 240V ac	BS 5518/BS 800	100
DS1001	1 Gang 1 Way Flush Dimmer	1000W 240V ac	BS 5518/BS 800	100
SU13A	1 Gang Unswitched Fused Connection Unit	13A 240V ac	BS 1363/MS 589	200
SU13A-N	1 Gang Unswitched Fused Connection Unit c/w Neon	13A 240V ac	BS 1363/MS 589	200
CU13A	1 Gang DP Switched Fused Connection Unit	13A 240V ac	BS 1363/MS 589	200
CU13A-N	1 Gang DP Switched Fused Connection Unit c/w Neon	13A 240V ac	BS 1363/MS 589	200
LS331	1 Gang Lan Computer Cat5e Socket (RJ45)			200
LS332	2 Gang Lan Computer Cat5e Socket (RJ45)			200

